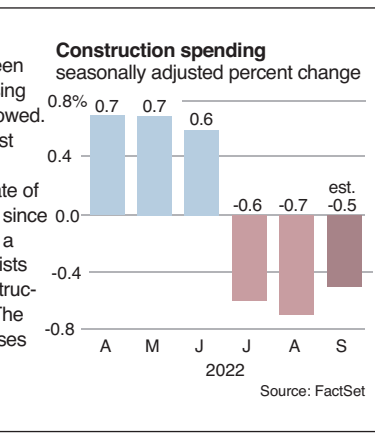


Eye on construction

Construction spending has been declining recently as the housing market and economy have slowed. Spending fell 0.7% in August from the previous month to a seasonally adjusted annual rate of \$1.78 billion, the biggest drop since February 2021. That followed a 0.6% decline in July. Economists project that spending on construction fell again in September. The Commerce Department releases its latest monthly construction spending data today.



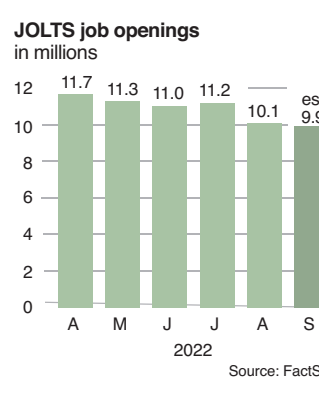
Boosted

Pfizer reports its third-quarter results today. Wall Street predicts the pharmaceutical giant's earnings increased in the July-September quarter versus the same period last year, even as its revenue declined. The company is coming off a solid first half of the year, boosted in part by sales of its COVID-19 vaccine and treatment. Pfizer recently said it will charge \$110 to \$130 for a dose of its COVID-19 vaccine once the government stops buying the shots.



All about jobs

The Labor Department delivers its latest monthly tally of U.S. job openings today. Economists project that the Job Openings and Labor Turnover Survey, or JOLTS, will show employers advertised slightly fewer jobs in September than a month earlier. It would mark the first time job openings have fallen below 10 million since June 2021. Job openings never exceeded 8 million in a month before last year.



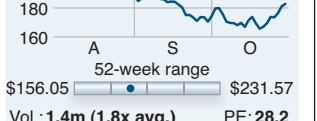
Closing price for Monday, October 31, 2022

Story Stocks

Stocks slipped on Wall Street Monday, but major indexes still closed October with big gains, including the best month for the Dow Jones Industrial Average since 1976. The broader S&P 500 had its first monthly gain since July, as did the Nasdaq.

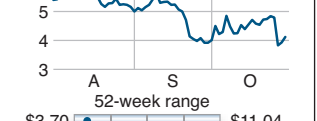
Verisk Analytics

Close: \$182.83 ▲1.71 or 0.9%
The insurance data provider is selling its energy business to Veritas for \$3.1 billion.



Credit Suisse Group AG

Close: \$4.12 ▲0.19 or 4.8%
The investment bank gave investors details about its plan to raise roughly \$4 billion.



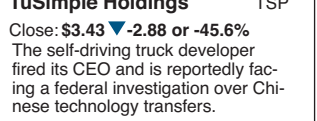
XPO Logistics

Close: \$51.74 ▲1.07 or 2.1%
The freight transportation company reported strong third-quarter earnings.



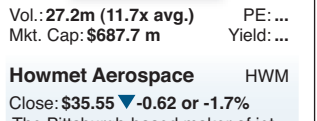
TuSimple Holdings

Close: \$3.43 ▼2.88 or -45.6%
The self-driving truck developer fired its CEO and is reportedly facing a federal investigation over Chinese technology transfers.



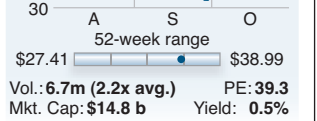
Howmet Aerospace

Close: \$35.55 ▼0.62 or -1.7%
The Pittsburgh-based maker of jet engine components trimmed its financial forecasts for the year.



Amicus Therapeutics

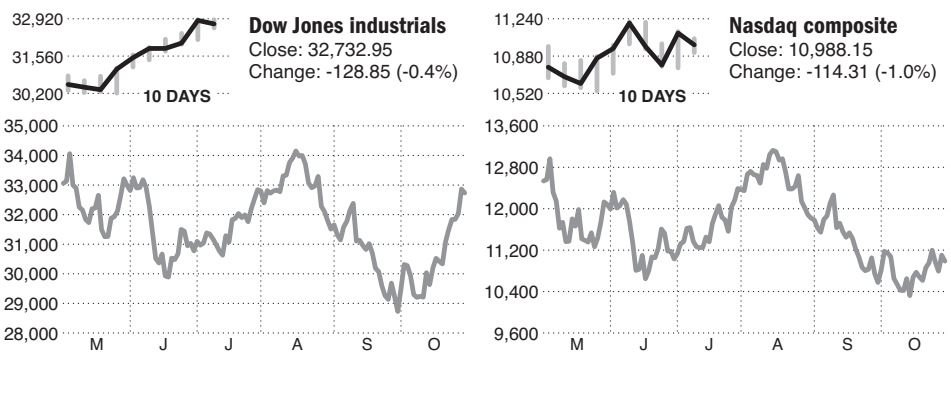
Close: \$10.00 ▼0.75 or -7.0%
U.S. regulators extended their review of the biotechnology company's component for a rare disease treatment.



Vol.: 4.8m (1.8x avg.) PE: ... Mkt. Cap: \$2.8 b Yield: ...

SOURCE: FIS AP

Money & Markets



	HIGH	LOW	CLOSE	CHG	%CHG	YTD
DOW	32,883.86	32,586.93	32,732.95	-128.85	-0.39%	-9.92%
DOW Trans.	13,741.58	13,427.73	13,583.79	+8.81	+0.06%	-17.57%
DOW Util.	921.65	907.95	913.44	-7.73	-0.84%	-6.87%
NYSE Comp.	14,825.02	14,698.82	14,747.03	-48.60	-0.33%	-14.08%
NASDAQ	11,047.94	10,914.00	10,988.15	-114.31	-1.03%	-29.77%
S&P 500	3,893.73	3,863.18	3,871.98	-29.08	-0.75%	-18.76%
S&P 400	2,445.78	2,417.19	2,433.05	-1.88	-0.08%	-14.39%
Wilshire 5000	38,952.71	38,594.34	38,702.50	-250.21	-0.64%	-20.14%
Russell 2000	1,854.57	1,833.59	1,846.86	-0.06	...	-17.75%

Stocks Recap

	NYSE	NASD
Vol. (in mil.)	4,442	4,396
Pvs. Volume	4,121	4,411
Advanced	1112	1498
Declined	1319	1982
New Highs	70	99
New Lows	58	103

Interest rates



The yield on the 10-year Treasury note rose to 4.05% Monday. Yields affect rates on mortgages and other consumer loans.

TREASURIES	LAST	PVS	NET CHG	1YR AGO
3-month T-bill	4.16	4.08	+0.08	.05
6-month T-bill	4.62	4.31	+0.31	.07
52-wk T-bill	4.67	4.56	+0.11	.13
2-year T-note	4.48	4.42	+0.06	.48
5-year T-note	4.27	4.19	+0.08	1.18
7-year T-note	4.18	4.10	+0.08	1.44
10-year T-note	4.05	4.02	+0.03	1.55
30-year T-bond	4.17	4.15	+0.02	1.93

PRIME RATE	FED FUNDS
LAST	6.25
6 MO AGO	3.50
1 YR AGO	3.25

CONSUMER RATES	NAT'L AVG	WK AGO	6MO AGO	1YR AGO
48 month new car loan	6.11 ▲	6.10	5.77	4.34
Money market account	0.24 ▼	0.24	0.20	0.08
1 year CD	1.89 ▲	1.77	1.52	0.51
\$30K Home equity loan	7.87 ▼	7.87	7.73	6.79
30 year fixed mortgage	7.22 ▼	7.30	6.85	5.45
15 year fixed mortgage	6.47 ▲	6.44	6.07	4.65

Commodities

Heating oil prices plunged almost 8%, and U.S. crude oil and wholesale gasoline also fell. Natural gas closed higher. Gold and silver prices ended slightly lower.


FUELS	CLOSE	PVS	%CHG	%YTD
Crude Oil (bbl)	86.53	87.90	-1.56	+15.1
Heating Oil (gal)	4.19	4.55	-7.89	+80.0
Natural Gas (mm btu)	6.36	5.68	+11.81	+70.4
Unleaded Gas (gal)	2.81	2.91	-3.30	+26.1




Foreign Exchange

The U.S. dollar strengthened versus the British pound and the euro. The greenback also rose against the Swiss franc, Mexican peso and Japanese yen.

MAJORS	LAST	CHG	%CHG	1YR AGO
USD per British Pound	1.1472	-0.0138	-1.20%	1.3691
Canadian Dollar	1.3627	+0.0018	+0.13%	1.2373
USD per Euro	0.9888	-0.0067	-0.68%	1.1560
Japanese Yen	148.64	+1.11	+0.75%	113.93
Mexican Peso	19.8112	+0.0055	+0.03%	20.5823



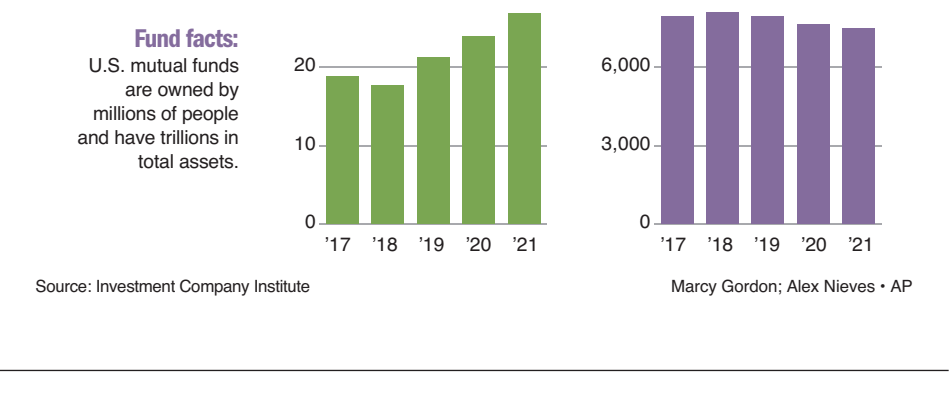
EUROPE/AFRICA/MIDDLE EAST	LAST	CHG	%CHG	1YR AGO
Israeli Shekel	3.5205	-0.0124	-0.35%	3.1574
Norwegian Krone	10.3868	+0.0407	+0.39%	8.4480
South African Rand	18.3611	+1.803	+9.8%	15.2655
Swedish Krona	11.0384	+0.0765	+0.69%	8.5876
Swiss Franc	1.0013	+0.0048	+0.48%	0.9154



ASIA/PACIFIC	LAST	CHG	%CHG	1YR AGO
Australian Dollar	1.5641	+0.0041	+0.26%	1.3289
Chinese Yuan	7.3029	+0.0504	+0.69%	6.4057
Hong Kong Dollar	7.8498	+0.0001	+0.00%	7.7789
Indian Rupee	82.805	+5.34	+6.4%	74.946
Singapore Dollar	1.4158	+0.0049	+0.35%	1.3486
South Korean Won	1428.57	+5.08	+0.36%	1175.09
Taiwan Dollar	32.26	+0.15	+0.46%	27.84

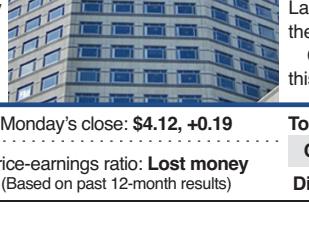
SEC wants fund reports to be more readable

Do you read — and understand — your mutual fund reports? Under rules recently adopted by federal regulators, mutual funds must provide simple, concise and visually appealing reports to their shareholders. An estimated 102 million people in the United States owned mutual funds in 2021. They receive shareholder reports that can often exceed 100 pages. Regulators say investors sometimes must sift through dense financial data to find such basic information as a fund's expenses, performance and portfolio holdings. The idea behind the Securities and Exchange Commission's new rules is to encourage the clear disclosure of such information as well as the use of graphics and data to improve the reports' readability. In addition, more in-depth information that some investors and financial professionals might want must be made available online for free upon request. The SEC will also more strictly regulate advertising by investment firms: It's requiring that fee and expense information be accurate and reasonably current. Mutual funds will have an 18-month transition period in which to meet the SEC's new requirements.



Company Spotlight Suisse strategy

Credit Suisse climbed on Monday after the troubled Swiss bank released details of its plan to raise \$4.1 billion by issuing new shares to investors including Saudi National Bank. Credit Suisse will sell about 462 million new shares of its stock, with more than 307 million to be bought by Saudi National Bank, giving it a 9.9% stake in the Zurich-based bank. Last week, Credit Suisse announced its "radical strategy" as it tries to overcome a string of recent troubles that have sullied its reputation. Over the summer, a Swiss court fined Credit Suisse for failing to prevent money laundering linked to a Bulgarian criminal organization a decade-and-a-half ago. Last week, it announced settlements in the U.S. and France. Credit Suisse shares have fallen 57% this year.



Credit Suisse (CS)	Monday's close: \$4.12, +0.19	Total return	1-yr -59.5%	3-yrs* -30.0%	5-yrs* -22.7%
	Price-earnings ratio: Lost money (Based on past 12-month results)	Div. yield: 0.9%	Dividend: \$0.04		

*annualized Source: FactSet

Stocks of Local Interest

NAME	TICKER	52-WK RANGE	◇CLOSE	LO	HI	CLOSE	CHG	%CHG	WK	MO	QTR	YTD %CHG	1YR %RTN	P/E	DIV
AMC Entertainment A	AMC	5.47	45.95	6.66	+15	+2.3	▲	▲	▲	▲	▲	-75.5	-81.3
AT&T Inc	T	14.46	25.13	18.23	-2.5	-1.4	▲	▲	▲	▲	▲	-25.9	+2.5	7	1.11
Adv Micro Dev	AMD	54.57	164.46	60.06	-1.95	-3.1	▼	▼	▼	▼	▼	-58.3	-52.1	22	1.60f
Alphabet Inc C	GOOG	91.90	152.10	94.66	-1.92	-2.0	▼	▼	▼	▼	▼	-34.6	-36.8	19	...
Alphabet Inc A	GOOGL	91.80	151.55	94.51	-1.78	-1.8	▼	▼	▼	▼	▼	-34.8	-36.9	19	...
Amazon.com Inc	AMZN	97.66	188.11	102.44	-0.97	-0.9	▼	▼	▼	▼	▼	-38.6	-34.6	91	...
Anheuser-Busch InBev	BUD	44.51	67.91	50.10	-0.24	-0.5	▼	▼	▼	▼	▼	-17.3	-12.4	25	1.10e
Apple Inc	AAPL	129.04	182.94	153.34	-2.40	-1.5	▼	▼	▼	▼	▼	-13.6	-2.1	25	0.92f
Arch Capital Grp	ACGL	40.24	56.99	57.50	+0.82	+1.4	▲	▲	▲	▲	▲	+29.4	+22.1	18	...
Bank of America	BAC	29.31	50.11	36.04	-0.14	-0.4	▼	▼	▼	▼	▼	-19.0	-21.9	11	0.86f
Benchmark Elec	BHE	21.11	30.00	28.39	+0.29	+1.0	▲	▲	▲	▲	▲	+4.8	+10.3	20	0.66f
Berkshire Hath A	BRK/A	393.012	544,389	445,050	-6,850	-1.5	▼	▼	▼	▼	▼	-1.2	+1.1	7	...
Brist Myr Sqb	BMV	53.22	80.59	77.47	+0.64	+0.8	▲	▲	▲	▲	▲	+24.3	+35.9	27	2.16f
Canopy Growth Corp	CGC	2.13	15.96	3.73	+0.58	+1.8	▲	▲	▲	▲	▲	-57.3	-76.6
Carnival Corp	CCL	6.11	25.29	9.06	+0.12	+1.3	▲	▲	▲	▲	▲	-55.0	-60.0
CocaCola Co	KO	52.28	67.20	59.85	-0.91	-1.5	▼	▼	▼	▼	▼	+1.1	+10.4	27	1.76f
Con Edison	ED	75.13	102.21	87.96	-0.49	-0.6	▼	▼	▼	▼	▼	+3.1	+17.9	19	3.16f
Core Scientific Inc	CORZ	0.17	11.49	2.0	+0.00	+2.0	▲	▲	▲	▲	▲	-97.7
Dover Corp	DOV	114.49	184.04	130.69	-1.20	-0.9	▼	▼	▼	▼	▼	-28.0	-21.5	16	2.02f
Elbit Systems	ESLT	144.72	244.80	202.74	-0.05	...	▲	▲	▲	▲	▲	+16.4	+16.0	36	1.47f
Eversource Energy	ES	70.54	94.63	76.28	-0.49	-0.6	▼	▼	▼	▼	▼	-16.2	-9.8	20	2.55f
Ford Motor	F	10.61	25.87	13.37	+0.11	+0.8	▲	▲	▲	▲	▲	-35.6	-13.5	5	0.40
Gen Electric	GE	59.93	116.17	77.81	-0.52	-0.7	▼	▼	▼	▼	▼	-17.6	-26.6	50	0.32
HCA Holdings Inc	HCA	164.47	279.02	217.47	-6.19	-2.8	▼	▼	▼	▼	▼	-15.4	-10.4	11	2.24f
HP Inc	HPQ	24.08	41.47	27.62	-0.43	-1.5	▼	▼	▼	▼	▼	-26.7	-5.0	10	0.78
ICAD Inc	ICAD	1.81	11.79	1.91	+0.01	+0.5	▲	▲	▲	▲	▲	-73.5	-81.7
Intel Corp	INTC	24.59	56.28	28.43	-0.64	-2.2	▼	▼	▼	▼	▼	-44.8	-42.1	5	1.46
Lockheed Martin	LMT	324.23	491.14	486.68	+1.81	+0.4	▲	▲	▲	▲	▲	+36.9	+46.0	28	12.00f
Mercury Systems	MRCY	40.48	72.28	48.40	-0.72	-1.5	▼	▼	▼	▼	▼	-1			